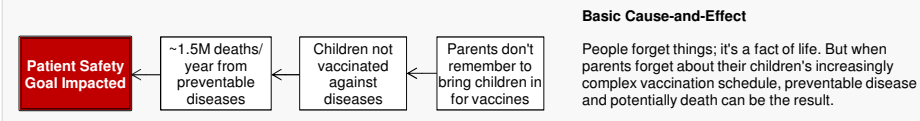


1 Problem

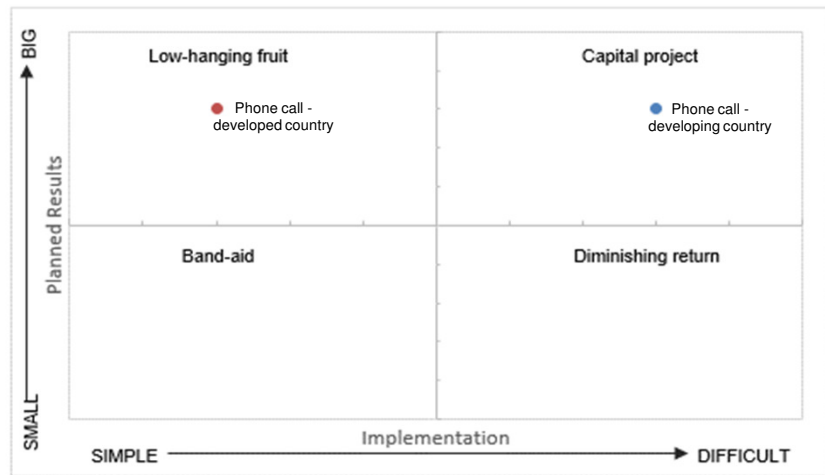
What When	Problem(s)	Childhood vaccinations
	Date	Proactive
Where	Different, unusual, unique	Vaccine schedules increasingly complex
	Facility, site	Worldwide
Impact to the Goals	Task being performed	Immunization against disease
	Patient Safety	~1.5 million deaths a year from preventable diseases

2 Analysis

Basic Level Cause Map - Start with simple Why questions.



3 Solutions



- Other solutions that have been implemented across the globe to help ensure children get all their recommended vaccines include:
- An ankle that fits around a newborn's ankle with a punch-out reminder for each vaccine cost only 10 cents each and has been tested in Peru & Ecuador (91% of 150 mothers surveyed said the bracelets helped them remember)
 - Town criers in the villages of Burkina Faso made announcements about meningitis vaccines and community health workers went door-to-door answering questions about the vaccine (11 million people aged 1 to 29 were vaccinated within 10 days)
 - PATH, a nonprofit that works on vaccines, provides poster templates advertising the importance of vaccines
 - Rotary International had vaccine announcements added to the skirts of women in Kenya
 - In India, an extensive polio vaccination program including transit and follow-up teams which led to the country being removed from the endemic polio list

SAVING LIVES BY HELPING PARENTS REMEMBER

Cause Map

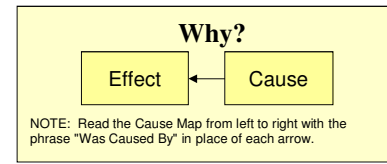
Preventable diseases cause millions of deaths every year

Vaccination programs that increased the worldwide availability of vaccines have resulted in an estimated 7 million children surviving who would otherwise have died of preventable disease since the year 2000. Preventable diseases are those that can be prevented with a proper vaccination schedule. Although the vaccines are getting to medical facilities across the world, children still need to be brought to the vaccines. Various solutions have been implemented across the world to make sure that all children receive all recommended vaccines.

"Cultures, leaders and messaging are different in each country. So you have to study and use what's most likely to work in order to build trust that the vaccine will be helpful."

- Amrita Gill-Bailey, Team Leader, Johns Hopkins Center for Communication Programs

Cause Mapping is a Root Cause Analysis method that captures basic cause-and-effect relationships supported with evidence.



CAUSE MAPPING

Problem Solving • Incident Investigation • Root Cause Analysis

Step 1 Problem - What's the Problem?

Step 2 Analysis - Why did it happen?

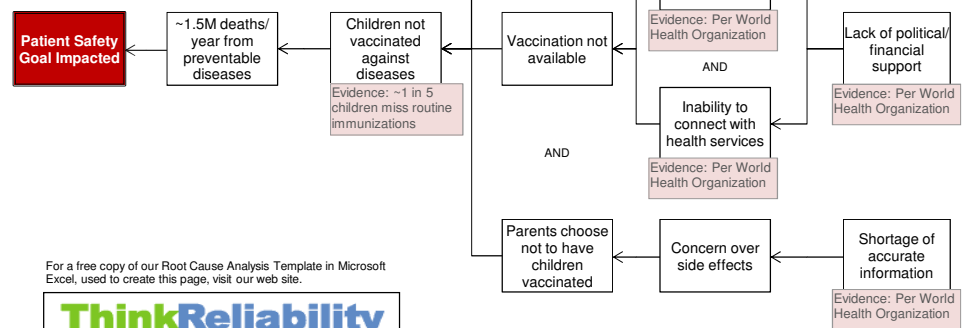
Step 3 Solutions - What will be done?

Evaluating Solutions

Potential solutions are evaluated on how easy they are to implement and how effective their planned result. Ideal solutions ("low-hanging fruit" or "slam dunks") are solutions that are very effective and simple to implement (found in the upper right quadrant to the left).

The effectiveness and ease of implementation of solutions is dependent upon the circumstances. For example, calling parents to remind them of their child's vaccine schedule is pretty effective - but it's far easier to implement in a developed country than in a developing country. Thus the same solution - a phone call - appears in the "low hanging fruit" quadrant in developed countries, and in the "capital project" for developing countries.

More Detailed Cause Map



For a free copy of our Root Cause Analysis Template in Microsoft Excel, used to create this page, visit our web site.

ThinkReliability
Investigate Problems. Prevent Problems.
Houston, Texas 281-412-7766 ThinkReliability.com

